

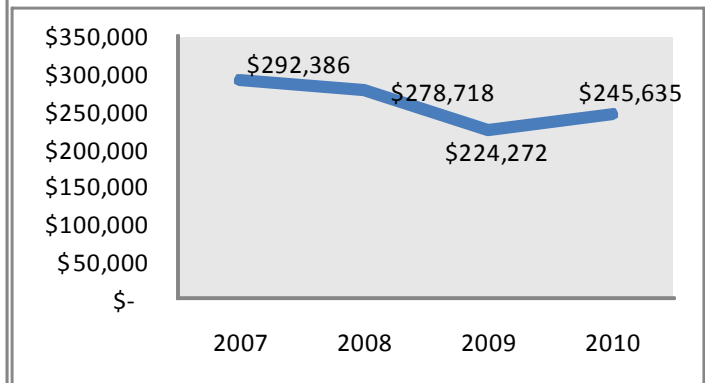
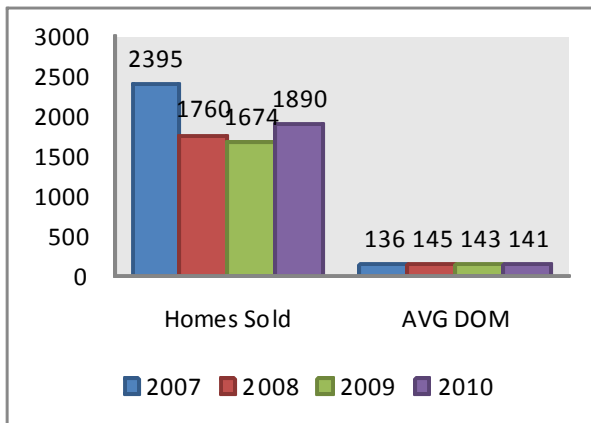


New Hampshire Real Estate Market Report First Quarter—2010

The New Hampshire real estate market may have turned the corner with sales activity and average sales prices increasing. The first quarter comparison to 2009 shows both homes and condominiums have a dramatic increase in units sold and a slight increase in values.

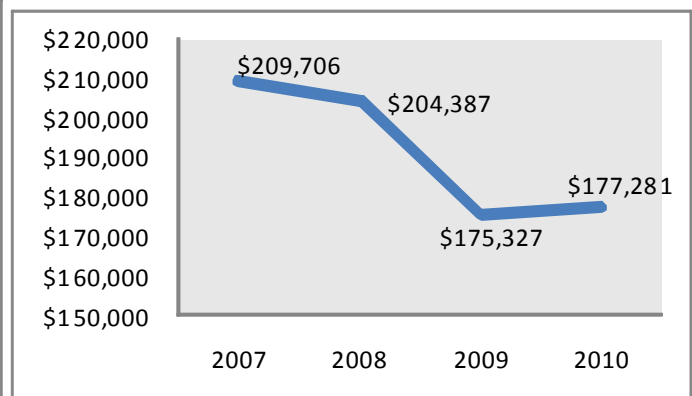
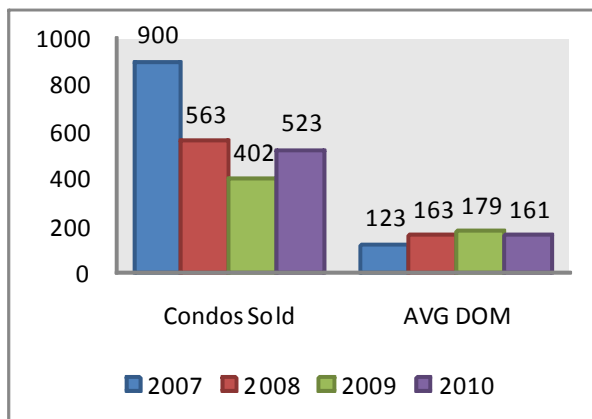
Single Family Homes

Homes sold activity increased 11% from 1674 homes sold to 1890 in 2010. The average sales price increased from \$224,272 to \$245,635. In 2007, the peak activity in the last 4 years, the average sales price was at \$292,386 and there were 2395 homes sold. The 2009 NH Annual Report indicates a yearly average selling price of \$244,658. If trends continue, average selling prices for 2010 will be higher than 2009.



Condominiums

Sales activity increased 23% in 2010 as compared to 2009 for first quarter activity. Units sold increased from 402 to 523 and the peak activity occurred in 2007 with 900 condos sold. The average sales price also increased from \$175,327 to \$177,281. The peak value in the last four years was at \$209,706 which occurred in 2007.



Based on information from the Northern New England Real Estate Network.